

nile

PAT.P

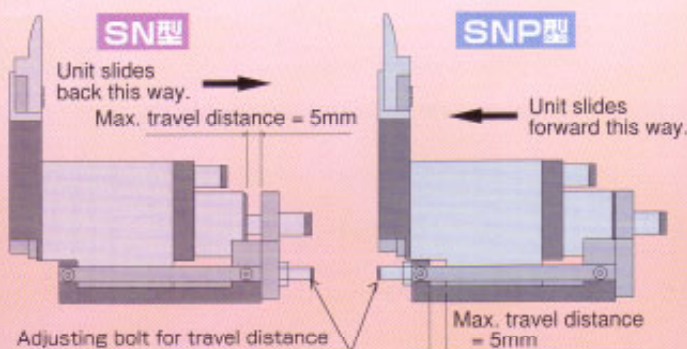
Sliding Air Cutters

SN-series: «Pull & Cut» type
SNP-series: «Push & Cut» type

REMARKABLE FEATURES

Point ①

"Pull & Cut"(SN-series) and "Push & Cut"(SNP-series) are lined up for your choice. The unit travel distance is freely adjustable within 0 - 5mm.



Point ②

Tube connection air inlet is installed for one-touch quick connection with air hose. (Air Hose O.D. = ϕ 4mm)

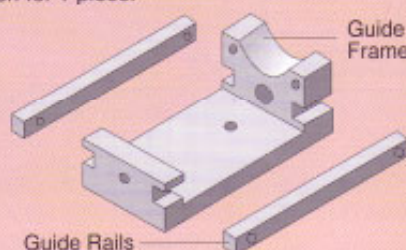


Point ③

Any special cutting blade can be designed and manufactured to meet your application even for 1 piece.

Point ④

Cutting units are guided with parallel rails while traveling assuring the minimum play in vertical and horizontal direction.



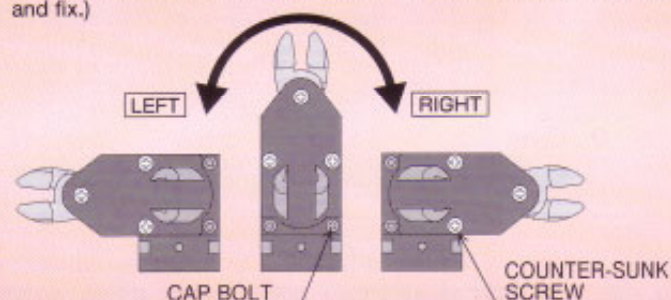
Point ⑤

Standard cutting blades have open-cut front end for easy setting to the work piece. (Excepting special blades.)



Point ⑥

Blade Holder can be set on the stand base at 90° angle either to left or right as illustrated. (Excepting SN3 and SNP3.) (Loosen counter-sunk screws and cap bolts, then turn Blade Holder Plate together with Piston and Ring to the desired position and fix.)



SN-series

Cutter unit travels backward and operates to cut.




BLADE HOLDER

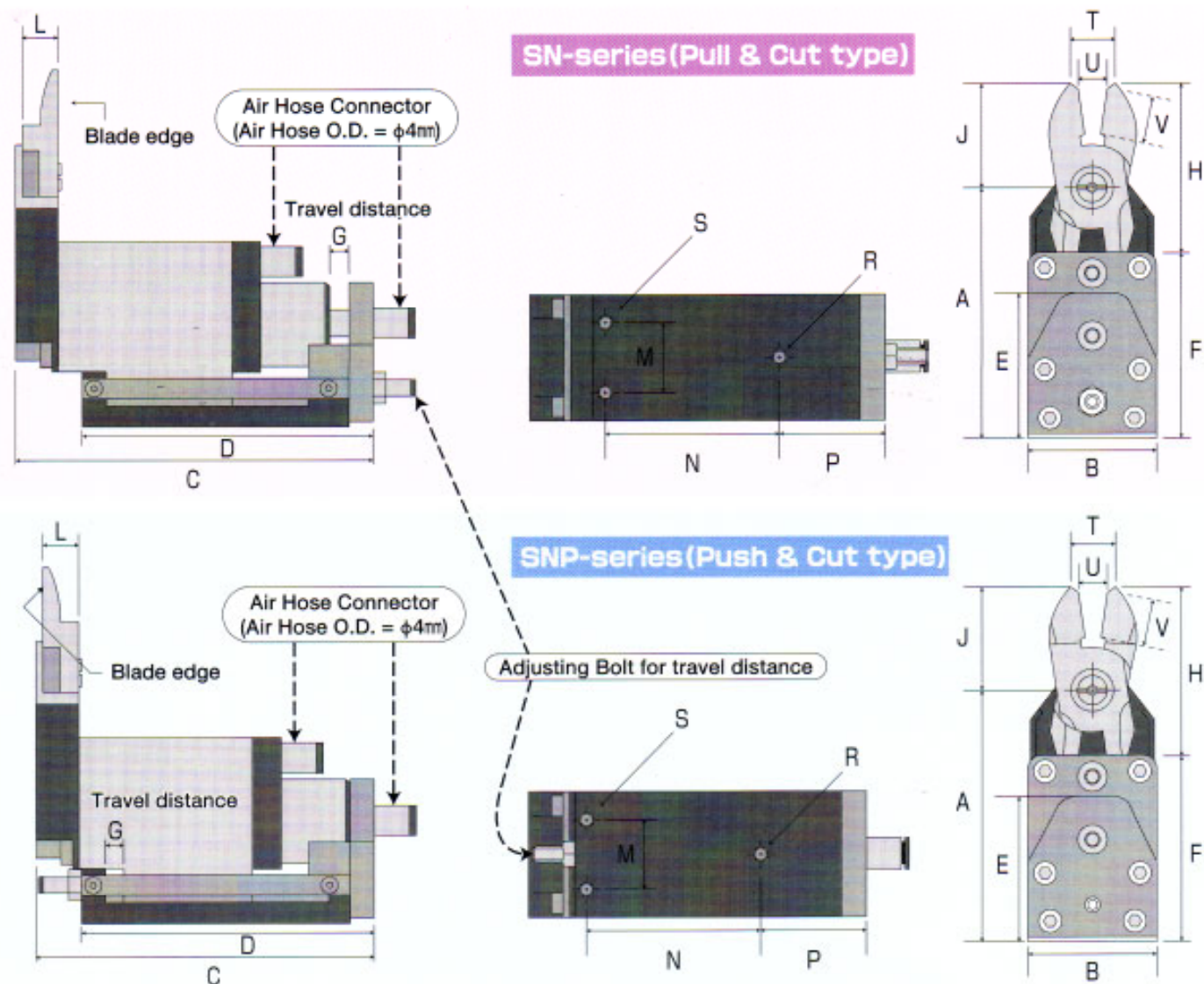


SNP-series

Cutter unit travels forward and operates to cut.



● DIMENSIONS OF "SN & SNP" SERIES AIR CUTTERS



● DIMENSIONS

(mm)

Model No.	A	B	C	D	E	F	G	H	J	L	M	N	P	R	S	T	U	V
SN3	59	23	79.6	65	30.5	40	5	43	24	7	12	37	25	M4	M4D5	5.5	3.5	11
SN5	63	28	83.6	69	34	44	5	43	24	7	14	40	26	M4	M4D6	8	5.5	11
SN10	70	33	91.6	75	37.5	48	5	49	27	9	18	45	27	M4	M4D6	10	7.5	12
SN20	82	42	110	90	46	59	5	58	35	12	22	58	28	M4	M4D7	12	8.5	15
SNP3	59	23	74.6	65	30.5	40	5	43	24	7	12	37	25	M4	M4D5	5.5	3.5	11
SNP5	63	28	78.6	69	34	44	5	43	24	7	14	40	26	M4	M4D6	8	5.5	11
SNP10	70	33	86.6	75	37.5	48	5	49	27	9	18	45	27	M4	M4D6	10	7.5	12
SNP20	82	42	105	90	46	59	5	58	35	12	22	58	28	M4	M4D7	12	8.5	15

● SPECIFICATIONS

Model No.	Air Pressure (MPa)	Air Consumption (cm ³ /cut)	Pressing Power (N)	Net Weight (g)
SN3	0.4~0.5	46	337	170
SN5	0.4~0.5	68	480	220
SN10	0.4~0.5	117	753	300
SN20	0.4~0.5	204	980	595
SNP3	0.4~0.5	46	337	170
SNP5	0.4~0.5	68	480	220
SNP10	0.4~0.5	117	753	300
SNP20	0.4~0.5	204	980	595

● STANDARD BLADES

Part No.	Cutting Capacity (ABS plastic)
FN10	2 φmm
FN1	3 φmm
FN3	4 φmm
FN5	5 φmm
FNP10	2 φmm
FNP1	3 φmm
FNP3	4 φmm
FNP5	5 φmm

<http://www.muromoto.co.jp>
E-mail: mrt.info-f@muromoto.co.jp

Specifications are subject to change without notice.